



## “GOD’S EXHORTATION TO SEEK WISDOM”

**MAIN OBJECTIVE:** that the children are exhorted to seek the wisdom of God, and thus be able to understand the difference between living a life fully in the hand of God, and a life of pain separated from him.

### DEVELOPMENT OF THE CLASS

# 1

#### Initial Prayer

Make a short prayer with your child / children, related to today's topic. Remember to use a simple language, easy to understand.

**Sample of prayer:** Lord Jesus, we thank you for this day, because you allow us to learn more from your Word. We ask you that each day we can remember that earthly wisdom does not last forever and help us to seek the eternal wisdom that is your Word, to have joy even in the midst of my worries, to turn away from sin and glorify you at all times. Amen

## 2

### Praise

Go to this link and praise the Lord with your kids [https://youtu.be/c3WY\\_dJqAdM](https://youtu.be/c3WY_dJqAdM)

## 3

### Introduction Activity

Ask your child to tell you why he thinks a person is wise and write it down on paper. At the end of the class look at the answer and talk about whether it is correct or not based on what he learned today.

## 4 Bible teaching

Go to this link for today's class: <https://youtu.be/6E4nllR2GeM>

Key verse: **Proverbs 4:1-2** “Hear, *my* children, the instruction of a father, and give attention to know understanding;  
<sup>2</sup>For I give you good doctrine: Do not forsake my law.”

LOOK WITH YOUR CHILDREN FOR THIS VERSE IN THE BIBLE, READ IT SEVERAL TIMES, AND IF POSSIBLE, MEMORIZE IT.

**Next, you will find the information you should know about today's class:**

We have already talked about King Solomon, do you remember? He was very wise, intelligent and has been the richest man in the world. He wrote the book of Proverbs, where we find today's key verse where he encourages us to seek wisdom.



**In life, there are 2 paths:**

**1. The one of the wicked or impious:**

They are people who always seek to do evil to others; they do not know Jesus and seek his wisdom outside of the Word of God.

**2. Those who seek God's wisdom:**

They are the ones who seek to separate themselves from evil, they are always attentive to the needs of others, they are patient, they do not seek fights, and they share what they have. How do they do this? Because they listen to their parents and obey, but above all because they seek to know God more every day, listening and reading what the Bible teaches, and praying.

Solomon through the book of Proverbs tells us to seek wisdom, but not the wisdom of people who do not know God; we must seek God's wisdom. How? Listening to the advice of our parents, listening to people who know God and studying the Bible. Doing this, we will find the wisdom of God and then we would make good decisions in any situation in our life; we will be able to face any problem and we will be ready to talk to our friends of the right way for them to know Jesus.

Remember that when we listen to advice from people who do not know God, this will lead us to do bad things, it will lead us to sin and it will bring us sadness. That is why always choose the right people to tell you what to do if you have a problem because they will lead you to Jesus.

As children of God, we need to seek God's wisdom every day because only in this way can we do what is right, what is pleasing to God, and we will have the desire to live apart from sin.

## 5 Check if your child has learned

**Ask your child orally or in writing:**

- What did you learn today?
- What does it mean to you to be ungodly?
- Who seeks God's wisdom?
- How can we seek God's wisdom?
- Where can we find advice with wisdom from God?
- What kind of wisdom do you trust in? The world's or God's? Why? (7 and 8 years old)

## 6 Application

You can do one of the following activities or both if you wish:

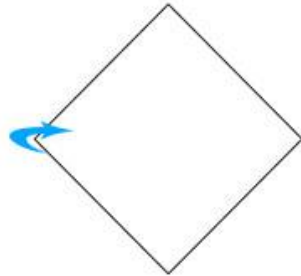
**Activity 1:** Make an origami heart with your child (you will find how to do it in ANNEX 1). At the end, ask your child to write or write for him, how he can apply God's wisdom in his life (you should help him by giving examples such as: helping a friend who has a problem, praying for those in need, etc.), remind him too that we must treasure the wisdom of God in our hearts.

**Activity 2:** Complete the activity in ANNEX 2

## 7 Final Prayer

Make a short prayer with your children to end the class, thanking God for what they have learned and asking him that we can practice this every day.

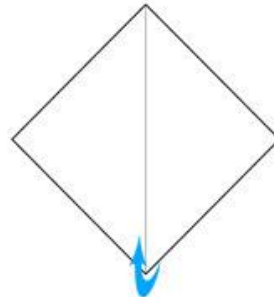
# How to Make an Origami Heart



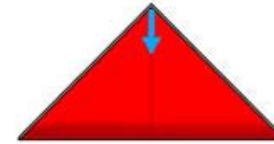
1. Fold a square paper in half



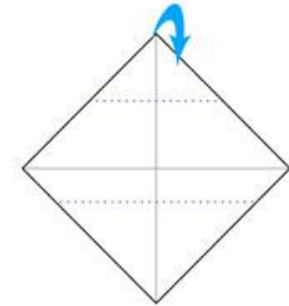
2. Open up the fold



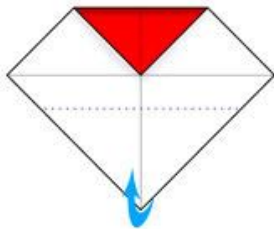
3. Fold the other half



4. Open it up



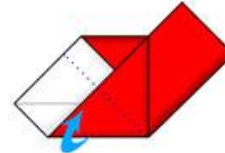
5. Fold along the upper imaginary dotted line



6. Fold along the lower dotted line



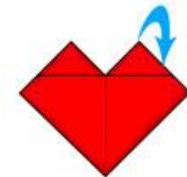
7. Fold along the dotted line to the right



8. Repeat with the left side



9. Flip the structure



10. Fold along the top right dotted line



11. Same goes for the left



12. Fold along the dotted line at the left edge



13. Repeat with the right side



14. Flip the paper form



15. The heart is made

COOL2BKIDS.COM

**ANNEX 2.** Color the image, then cut on the lines to make a puzzle. Explain to your child that King Salomon reminds us in Proverbs what kind of wisdom we should seek.

