



I WILL NOT LEAVE YOU

MAIN OBJECTIVE: that the child to trust that as children of God, He is in control of our lives and will not leave us as the Bible says.

DEVELOPMENT OF THE CLASS

1

Initial Prayer

Make a short prayer with your child / children, related to today's topic. Remember to use a simple language, easy to understand.

Sample of prayer: Lord Jesus, we thank you for this day and for giving us the opportunity to learn from your Word, we ask you that every day we can understand that you are the creator of this whole world and that everything you do is good and perfect; that we always remember what we learn from you and we can practice it in our life always doing your will. Amen.

2

Praise

Go to this link and praise the Lord with your kids https://youtu.be/J_ZgxEfKBUI

3

Introduction Activity

Please watch the following video with your children: <https://www.youtube.com/watch?v=LX6DNU8Qy1s>

4

Bible teaching



To develop the class, watch with your children the teacher's video <https://youtu.be/ILrri88bDY0>

Below, you will find the information you should know about today's class:

Key verse: **Genesis 28:15** "Behold, I am with you, and I will keep you wherever you go and will bring you back to this earth; because I will not leave you until I have done what I have promised. "

LOOK WITH YOUR CHILDREN FOR THIS VERSE IN THE BIBLE, READ IT SEVERAL TIMES, AND IF POSSIBLE, MEMORIZE IT.

Next, you will find the information you should know about today's class:

I. GOD REVEALS HIMSELF TO JACOB.

- ✓ When Jacob fled the promised land, he still did not believe in God.
- ✓ Through a dream, God showed him that the world and heaven are not separate, that He rules both heaven and earth. He showed him a ladder that connects heaven with earth, he showed him the angels, who are his messengers, coming down to earth to watch and then going up to inform him. The question is what will these messengers tell God about Jacob? Since he is a liar and a thief, what will God do with him?

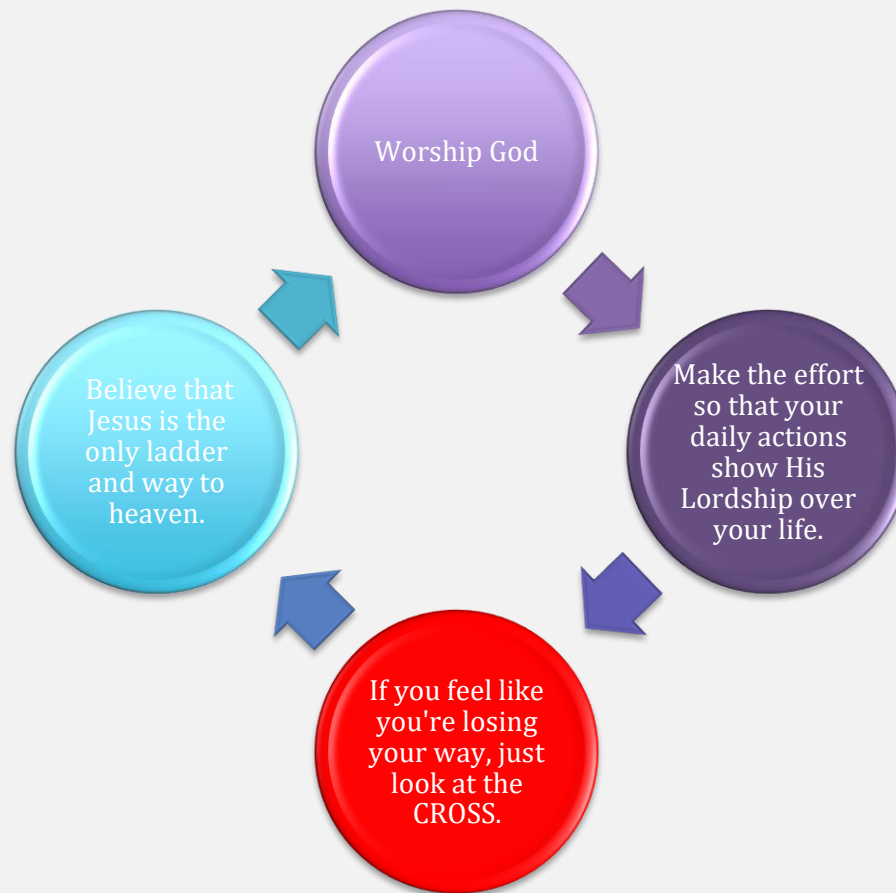
- ✓ Surprisingly, God bless Jacob! He extends the covenant of Abraham and Isaac, and also promises him: The promised land of Abraham and Isaac, many children, grandchildren and great-grandchildren; and blessing to all the families of the earth through Jesus. Jacob has done nothing to deserve this promise! On the contrary, however, Jacob is learning something that God's children know, that God's blessings are not deserved, they can only be received by giving thanks.
- ✓ Then God promises him three things, he tells him: I) I am with you, II) I will keep you wherever you go and III) I will make you return to this earth, because I will not leave you until I fulfill my promises.

II. JACOB RESPONDS TO GOD (Gen 28: 16-22).

Jacob's response was worship. He believed God. What we are seeing is that he converted to the Christian life. He named that place where he was, Bethel which means: the house of God. The text also tells us that he made a vow with God (Vow: acknowledge that he believed in God in front of everyone, doing things that showed his faith and confidence in what God had promised to do): "If God is with me, if he protects me and feeds me; then: A) He will be my God; B) this stone will be a sign, and C) I will tithe all that God gives me.

In the same way today, we can call Jesus "my Lord and my God", because he is. God is not only the God of Abraham, Isaac and Jacob, He is now our God. It is your God and you are His.

III. APLICATION



5

Check if your child has learned

6 years:

Ask your child to color **ANNEX 2** and tell him to tell the story he learned today.

Ask your child orally or in writing:

- How does God show himself to Jacob?
- Can you remember the key verse?
- God did not leave Jacob. Do you think he will leave you?

7 and 8 years:

Make activity in **ANNEX 3**

Ask your child orally or in writing:

- How does God show himself to Jacob?
- Can you remember the key verse?
- God did not leave Jacob. Do you think he will leave you?

Extra activity (6,7 and 8 years): do with your child the craft in **ANNEX 1**

6

Aplication

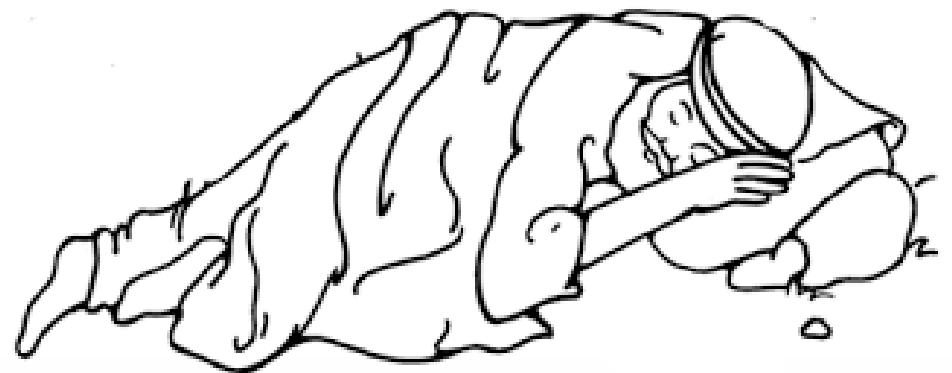

Ask your child to name 3 actions he will take to show others his commitment to Jesus. He can write it down on a piece of paper and stick it in an important place so that he does not forget this commitment.

7

Final Prayer

Make a short prayer with your children to end the class, thanking God for what they have learned and asking him that we can practice this every day.

ANNEX 1. Make the following craft. You can print or trace the image of Jacob sleeping and the angel to make the craft.



ANNEX 2. Color the drawing



ANNEX 3: How Much Do You Remember? Each picture in the left column has a title that corresponds to it in the middle column, and a phrase that describes it in the column on the right. Draw a line from each drawing to its title, and then to the phrase that describes it. By doing so, you will discover a secret clue that will help you! You can color the pictures, if you want.

